

# LIVING LIFE TO THE FULLEST

BECAUSE OF YOU



**apda** AMERICAN  
PARKINSON DISEASE  
ASSOCIATION

2019 ANNUAL REPORT

# HELPING EVERYONE IMPACTED BY PARKINSON'S DISEASE LIVE LIFE TO THE FULLEST



Dear Friends,

As we reflect on Fiscal Year 2019 and all that we accomplished, we are filled with tremendous gratitude for the support and partnership you so generously give to APDA.

**Without you by our side, none of the results and progress you will read about in this report would have been possible.**

**We remained focused on the four key areas of our strategic plan, never veering from our overall mission to help everyone impacted by Parkinson's disease (PD) live life to the fullest.** Everything we do every day is driven by our mission and you'll see the results of our work highlighted in this report. We hope you read it with pride, because you helped make this all a reality.

Despite progress and strong results from the past year, we never stop. We continue to work tirelessly to support anyone impacted by PD, and to fuel the critical research that will lead us to a cure. We hope you will stay with us in this fight – **we need you in our corner and can't do it without you.**

With strength in optimism and hope in progress,



A handwritten signature in black ink that reads "Patrick McDermott".

**Patrick McDermott**  
Chairman of the Board




A handwritten signature in black ink that reads "Leslie A. Chambers".

**Leslie A. Chambers**  
President & CEO

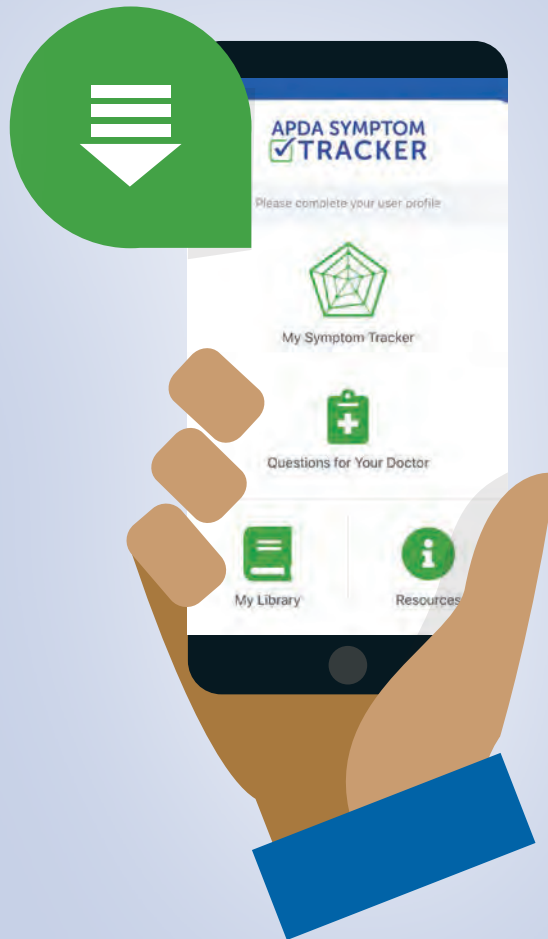


# PROGRAMS & SERVICES

20 EDUCATIONAL SYMPOSIUMS  
**4,800+ attendants**



APDA SYMPTOM TRACKER APP  
**2,746 Downloads**



PUBLICATIONS  
**75,388 Distributed**



FOUR WEBINARS  
**8,537 views**  
**414 podcast downloads**



MORE

## PROGRAMS & SERVICES



SUPPORT GROUPS

**2,984 groups**  
**65,980 participants**

FOUR DIVERSITY  
FOCUS GROUPS

to learn more about  
the unmet needs of  
underserved communities  
and help us shape future  
programs and services

EXERCISE PROGRAMS

**1,464 groups**  
**87,683 participants**

CONNECTING  
THROUGH ART

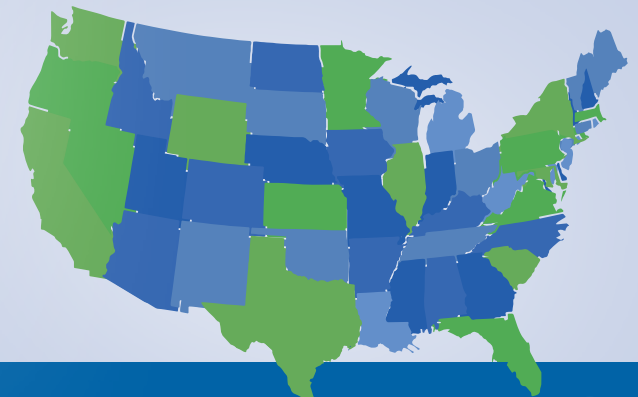
**15 programs**  
**in 12 states**

Sponsored by Acorda

PRESS™ PROGRAM

expanded to  
**25 programs**  
across **16 states**

Sponsored by Lundbeck



## RESEARCH GRANTS AWARDED

George C. Cotzias Fellowship  
Post-Doctoral Fellowships

**11**

Research Grants

**8**

APDA Centers for  
Advanced Research

**12**

Summer Student Fellowships

## NORTHWEST RESEARCH SYMPOSIUM



**10**

research experts  
convened in front of nearly

**300+**  
attendees



# RESEARCH

APDA proudly invests in the most promising clinicians and scientific projects focused on PD. We are committed to scientific research and have been a funding partner in many major PD scientific breakthroughs, investing nearly \$49 million in research since 1961.



## DIVERSITY CONFERENCE



**May 2019**

Held first-ever Diversity in  
Parkinson's Disease  
Research Conference



**Funded by  
prestigious  
PCORI grant**



**New Grant Created**  
The APDA Diversity in Parkinson's Research grant was created to focus on disparities in PD research and care



# PUBLIC AWARENESS

Through our online efforts, public service announcements, participation in global PD conferences, and more, we work hard to educate the public about PD as a major health issue and promote APDA as the leading PD authority and resource.

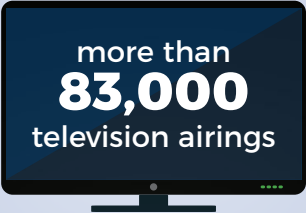


APDA presence at 2019 World Parkinson Congress in **KYOTO, JAPAN**



WEBSITE TRAFFIC  
**1.1 MILLION VISITORS**

## LOOK CLOSER PSA



more than  
**83,000**  
television airings





more than  
**95,000**  
views of 60-second  
version of PSA



**62,000**  
views of PSA  
behind-the-scenes videos

## A CLOSER LOOK BLOG

**40**  
new blog posts



more than  
**206,000**  
blog page visits

## OPTIMISM WALK



### 17 WALKS

More than

**4,500 PARTICIPANTS**

walked more than

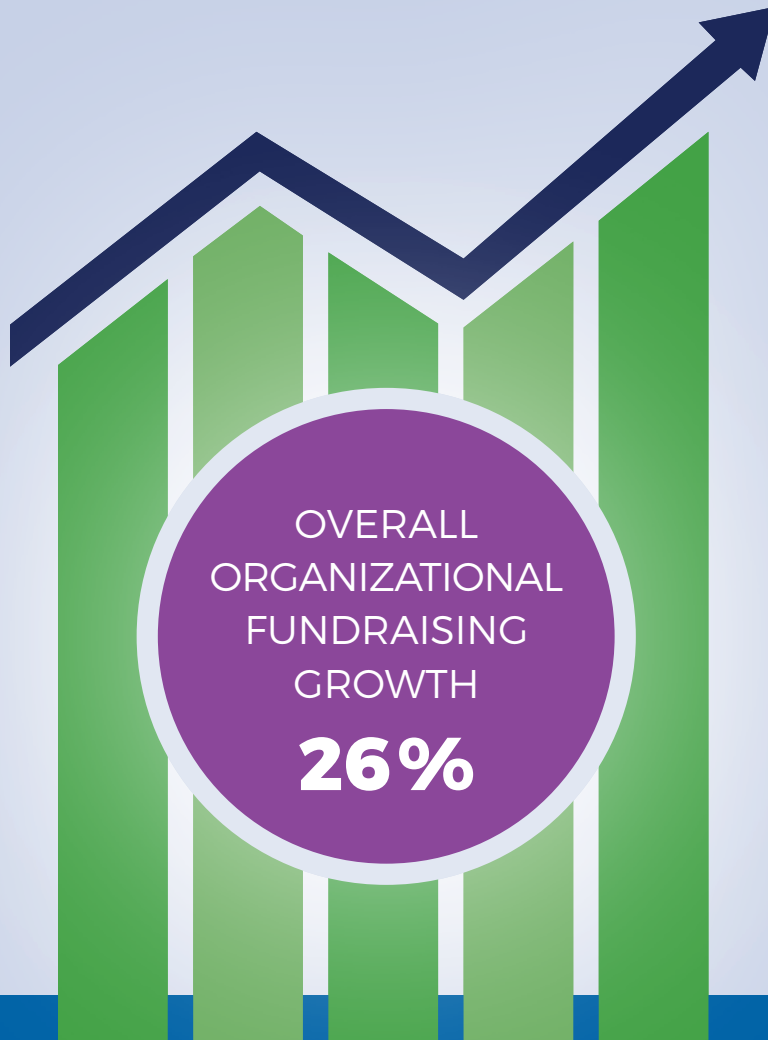
**10,000 MILES**

**We are so thankful for our National Optimism Walk sponsors!**

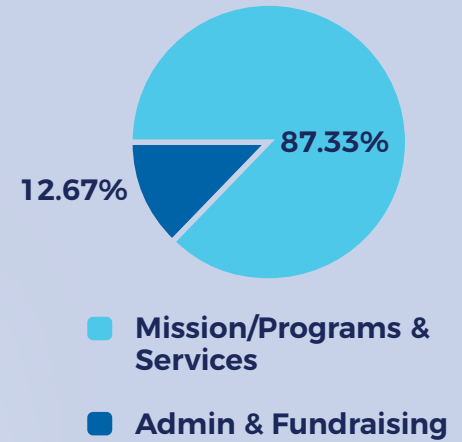


# REVENUE

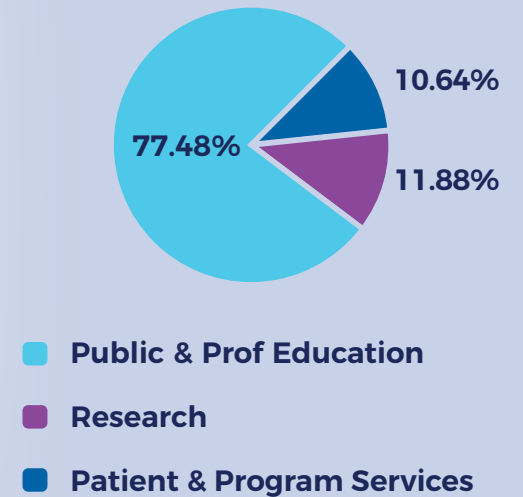
We expanded existing fundraising campaigns and increased income streams resulting in a diverse, sustainable revenue mix that supports APDA's mission delivery.



## FY19 EXPENSE COMPOSITION



## MISSION/PROGRAM EXPENSE COMPOSITION







# FINANCIALS

## AMERICAN PARKINSON DISEASE ASSOCIATION, INC. STATEMENTS OF FINANCIAL POSITION

ASSETS	August 31	
	2019	2018 (as restated)
Cash and equivalents	\$ 6,670,436	\$ 6,727,039
Bequests receivable, net	1,138,876	403,053
Contributions receivable	45,037	24,929
Investments	2,395,677	2,351,433
Investments held for charitable gift annuities	49,443	71,035
Prepaid expenses and other assets	339,745	358,881
Property and equipment, net	2,339,341	2,458,987
Beneficial interest in remainder trusts	2,273,514	2,346,987
Beneficial interest in perpetual trusts	1,272,366	1,328,856
<b>TOTAL ASSETS</b>	<b>\$ 16,524,435</b>	<b>\$ 16,071,200</b>

LIABILITIES & NET ASSETS	August 31	
	2019	2018 (as restated)
<b>LIABILITIES</b>		
Accounts payable & accrued expenses	\$ 542,608	\$ 556,422
Deferred revenue	399,625	220,390
Grants payable	2,080,272	1,252,745
Charitable gift annuities payable	54,052	64,786
<b>TOTAL LIABILITIES</b>	<b>3,076,557</b>	<b>2,094,343</b>
<b>COMMITMENTS</b>		
<b>NET ASSETS</b>		
Without donor restrictions	7,336,607	7,672,033
With donor restrictions	6,111,271	6,304,824
<b>TOTAL NET ASSETS</b>	<b>13,447,878</b>	<b>13,976,857</b>
<b>TOTAL LIABILITIES &amp; NET ASSETS</b>	<b>\$ 16,524,435</b>	<b>\$ 16,071,200</b>

# AMERICAN PARKINSON DISEASE ASSOCIATION, INC.

## STATEMENTS OF ACTIVITIES AND CHANGES IN NET ASSETS

August 31						
	2019			2018 (as restated)		
	Without Donor Restrictions	With Donor Restrictions	Total	Without Donor Restrictions	With Donor Restrictions	Total
<b>SUPPORT AND REVENUES</b>						
Contributions	\$ 8,171,422	\$ 1,447,731	\$ 9,619,153	\$ 8,176,988	\$ 1,062,593	\$ 9,239,581
Legacies, bequests and estates	1,817,921	283,921	2,101,842	743,249	458,093	1,201,342
Investment return, net	67,532	123	67,655	359,182	-	359,182
Change in value of beneficial interest in assets held by others	-	(129,963)	(129,963)	-	121,010	121,010
Contributed services	13,471,575	-	13,471,575	9,366,367	-	9,366,367
Other revenue	62,490	2,069	64,559	48,018	-	48,018
	23,590,940	1,603,881	25,194,821	18,399,352	1,936,148	20,335,500
<b>NET ASSETS RELEASED FROM RESTRICTIONS</b>	1,797,434	(1,797,434)	-	1,567,104	(1,567,104)	-
<b>TOTAL SUPPORT AND REVENUES</b>	<b>25,388,374</b>	<b>(193,553)</b>	<b>25,194,821</b>	<b>19,966,456</b>	<b>369,044</b>	<b>20,335,500</b>
<b>EXPENSES</b>						
Program services:						
Patient and program services	2,390,658	-	2,390,658	2,324,046	-	2,324,046
Research	2,668,277	-	2,668,277	2,124,363	-	2,124,363
Public & professional education	17,407,960	-	17,407,960	13,064,637	-	13,064,637
<b>TOTAL PROGRAM SERVICES</b>	<b>22,466,895</b>	<b>-</b>	<b>22,466,895</b>	<b>17,513,046</b>	<b>-</b>	<b>17,513,046</b>
Supporting Services:						
Management and general	1,194,963	-	1,194,963	930,880	-	930,880
Fundraising	2,061,942	-	2,061,942	2,557,741	-	2,557,741
<b>TOTAL SUPPORTING SERVICES</b>	<b>3,256,905</b>	<b>-</b>	<b>3,256,905</b>	<b>3,488,621</b>	<b>-</b>	<b>3,488,621</b>
<b>TOTAL EXPENSES</b>	<b>25,723,800</b>	<b>-</b>	<b>25,723,800</b>	<b>21,001,667</b>	<b>-</b>	<b>21,001,667</b>
<b>CHANGE IN NET ASSETS</b>	<b>(335,426)</b>	<b>(193,553)</b>	<b>(528,979)</b>	<b>(1,035,211)</b>	<b>369,044</b>	<b>(666,167)</b>
<b>NET ASSETS, BEGINNING OF YEAR</b>	<b>7,672,033</b>	<b>6,304,824</b>	<b>13,976,857</b>	<b>8,707,244</b>	<b>5,935,780</b>	<b>14,643,024</b>
<b>NET ASSETS, END OF YEAR</b>	<b>\$ 7,336,607</b>	<b>\$ 6,111,271</b>	<b>\$ 13,447,878</b>	<b>\$ 7,672,033</b>	<b>\$ 6,304,824</b>	<b>\$ 13,976,857</b>

# THANK YOU!

Our work is made possible by friends and supporters like you.

**Thank you for all you do!**

